




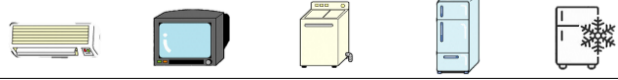


How to Separate and Disposal of Household Garbage

[Ota Area]

Separation			Collecting Day		Example	Important Information												
			Area A	Area B														
1	Burnable	1	Every Monday and Thursday	Every Tuesday and Friday	<ul style="list-style-type: none"> * Food garbage * Dairy items (tissues, aluminum, paper diapers, disposable heating pad, CDs, DVDs, shoes, soiled clothes, bags, rubber products etc.) * Plastic products (toys, coat hangers, plastic buckets, plastic spoons, vinyl strings etc.) * Styrofoams 	<ul style="list-style-type: none"> • Be sure to use the burnable garbage-specific Echizen Town garbage bags. • Cut long items (hoses, ropes, branches etc.) to less than 50 cm length and 10 cm thickness. • Drain liquid from food waste before disposing. 												
		Non-burnable Garbage					The First and Third Thursday	The First and Third Friday	<ul style="list-style-type: none"> * Small ceramics (dishes, plates, cups etc.) * Glasswares (mirrors, cups, cosmetic bottles, heat resistant glass etc.) * Small electrical appliances (computer, clothes irons, hair driers, cameras etc.) * Kitchen wares (pots, kettles, toasters, microwaves etc.) * Others (umbrellas, bathroom scales, light bulbs, stone weights etc.) 	<ul style="list-style-type: none"> • There is no specific bags. Please put it in the containers at the collection sites. • Items must be able to fit in the containers at garbage collection sites (under 50 square cm). • Cut long items (pipes, support bar, walking stick etc.) to less than 50 cm length and 10 cm thickness. • Wrap the knives in newspaper. • No need to remove the vinyl or cloth of umbrella. • Removed contents from paint cans, 18 liter square cans before disposal. 								
3	Recyclable	3	The First and Third Thursday	The First and Third Friday	<ul style="list-style-type: none"> Cans made from steel or aluminum. * Drink cans, food cans * Snack food cans (confectionary, seaweed, milk powder etc.) 	<ul style="list-style-type: none"> • Remove scraps of paper, cigarette butts etc. from cans, and wash before disposal. • Dispose can lids together with cans. 												
		4					<ul style="list-style-type: none"> * Bottles for drinks, medicines, liquors, sauces, beer, juice etc. * <i>Ikibin</i> bottles are bottles which can be re-used as they are (e.g. Japanese sake bottles, 1.8 liter soy sauce bottle and beer bottles). 	<ul style="list-style-type: none"> • Rinse with water before disposing. • Cosmetic bottles, bottles made of heat resistant glass, and glass cups should be dispose as non-burnable garbage. • Remove the label as much as possible (The removed label is non-burnable garbage). 										
		5							<ul style="list-style-type: none"> Recyclable PET bottles: * Drink bottles (carbonated drinks, fruit juice, mineral water, tea etc.) * Liquor bottles (Japanese sake, <i>shochu</i> and <i>mirin</i>, whisky etc.) * Soy sauce containers 	<ul style="list-style-type: none"> • Be sure to remove caps and labels. (The removed caps and labels are plastic containers and packaging.) • PET bottles are collected in a designated bag at the garbage collecting site. • Remove scraps of paper, cigarette butts etc. from cans, and wash before disposal. 								
		6									<ul style="list-style-type: none"> * Milk cartons, juice cartons 	<ul style="list-style-type: none"> • Rinse with water, dry and cut open before disposing. • Items with an internal aluminum coating should be disposed of as burnable garbage. 						
		7											<ul style="list-style-type: none"> * Food trays (white, colored, patterned trays), instant noodle, <i>natto</i>, egg cartons, tofu etc. * Plastic container for shampoo, detergent, deodorant etc. * Supermarket bags, snack food packaging, bread bags etc. 	<ul style="list-style-type: none"> • Dispose of plastics in the plastics-specific Echizen Town garbage bags. • Remove stickers etc., rinse clean with water and dry before disposal. • Put all the different types of items in the one garbage bag together. • Dispose of items with an internal aluminum coating. • Tooth brushes, coat hanger, CDs, plastic buckets, plastic spoon, vinyl string and other dairy items should be disposed of as burnable garbage. 				
		8													<ul style="list-style-type: none"> * Newspapers 	<ul style="list-style-type: none"> • Tie only the newspapers up crosswise with paper strings. • Cover them with the clear vinyl bags on rainy days. 		
		9															<ul style="list-style-type: none"> * Magazines (magazines, books, dictionaries, illustrated books etc.) * Recyclable papers (snack food cartons, wrapping papers, paper bags, calendars etc.) 	<ul style="list-style-type: none"> • Tie the Magazines and recyclable papers up crosswise with paper strings. • Cover them with the clear vinyl bags when the rainy days. • Dispose of paper items with a waterproofing. • There are many rules about recyclable papers. Please refer to the HP of Echizen town.
		10																
11	<ul style="list-style-type: none"> * Clothes, curtains, sheets, towels etc. 	<ul style="list-style-type: none"> • Tie only the clothes up crosswise with paper strings. • Cover them with the clear vinyl bags when the rainy days. • Soiled clothes, ragged towels, groves, caps, underwear, socks, door mats should be disposed of as burnable garbage. • Dispose of Japanese <i>futon</i> bedding and blankets as oversized garbage. 																
4			Oversized	12	The Third Wednesday of Every even Month	<ul style="list-style-type: none"> * Furnitures (Desk, Closet, Sofas, Lockers etc.) * Beddings (Japanese <i>futon</i> beddings, floor cushions, blankets, beds etc.) * Certain home electrical appliances (Except the appliances include Home Appliance Recycling Law) * Fittings (paper and other sliding doors, glass doors etc.) * Playground equipment (swings, slides, monkey bars etc.) * Bicycles (unicycles, baby cars etc.) * Others (Japanese <i>tatami</i> flooring, organs, galvanized sheet irons, heaters, gas cook tops, skis, snowboards, drums etc.) 	<ul style="list-style-type: none"> • There is no oversized garbage collection in February. • Cut the stick of 10- 30 cm diameter into 50 cm length. • Cut long items to less than 2 m length and 10 cm thickness. • Board items must be able to fit in 1.2 m x 2 m x 5 cm. • Only 20 planters are accepted per household. • Only 8 <i>tatami</i> flooring mats are accepted per household. • Hold and tie up the sheet items which is over 2 m square. • Remove kerosene and other fuels from heaters before disposal. 											
								13	<ul style="list-style-type: none"> * Tires (up to 20 inch) * De-humidifiers * Spring mattresses 	<ul style="list-style-type: none"> • Tires of up to 20 inches are accepted. (For 21 inches or larger, contact a tire dealer or specialist disposal company). • Remember to affix an Appliance Recycling Certificate to items before disposal. (These are available from the Town Office and each areas Community Center.) • Affix 1 certificate per tire or dehumidifier, 2 certificates per spring mattress. [1 certificate = 520 yen] 								
5			Toxic Waste	14	The First and Third Thursday	The First and Third Friday	<ul style="list-style-type: none"> * Lithium batteries, mercury batteries, alkaline batteries etc. 	<ul style="list-style-type: none"> • Car and motorcycle batteries are not accepted. 										
				15					<ul style="list-style-type: none"> * Cosmetic spray cans, gas bottles for portable gas burners, insecticide sprays, 100yen lighters, gas spray for disposable lighters. 	<ul style="list-style-type: none"> • Punch holes as much as possible after using each spray can completely. • Lighter with contents are accepted. 								
				16							<ul style="list-style-type: none"> * Circular and rod-shaped fluorescent lights 	<ul style="list-style-type: none"> • Broken fluorescent lights should be disposed of as non-burnable garbage. • Do not confuse LED light bulbs and regular light bulbs. They are disposed as non-burnable garbage. • Fluorescent lights must be less than 120 cm in length. 						
				17									<ul style="list-style-type: none"> * Tempura Oil 	<ul style="list-style-type: none"> • Dispose of cooking oil in the designated plastic container at garbage collection sites. • Only regular household cooking oil is accepted. 				
<p>Sabae Clean Center</p> <p>TEL. 0778-51-2310 15-11, Nishiban town, Sabae city Weekday and the second Sunday of every month. 8:30 am - 5:00 pm</p>			<p>Bringing garbage to the facility</p> <p>All items accepted requires a fee of 58 yen/10 kg + tax. (Items which are difficult to dispose of, such as spring mattresses, dehumidifiers and car tires, requires an additional charge.) Please refer to their HP site. (https://www.sabae-koikiisei.jp/)</p>															
<p>6</p> <p>Because of the Home Appliance Recycling Law, the local authority cannot dispose of air conditioners, TVs, washing machines and clothes dryers, refrigerators and freezers. Consult an electrical goods retailer or other authorized party.</p> 			<p>Please consult a retailer or specialist disposal company regarding disposal of the following items: construction debris, broken concrete, gas cylinders, car batteries, fire extinguishers, gypsum board, agricultural machineries and equipment, fire-proof safe, wire-rope, agricultural chemicals, medical waste, FRP (Fiber Reinforced Plastics) products.</p>															

※Garbage collection days may differ from usual over the New Year Holiday period. Please refer to the HP of Echizen Town and publications such as "Kohou Echizen" for the latest information.